



WS-FD-6045-RFG-R-IR configuration shown.

HEARTH CAPACITY

8" pizzas:	16
10" pizzas:	10
12" pizzas:	6
16" pizzas:	4

Considered an operational challenge

Assuming 5-minute cook times, the approximate maximum hourly production capacity can be calculated by multiplying the above numbers by 12. Cook times will also vary depending on "style" of pizza. **Note:** The addition of an optional decorative flame will decrease space and impact overall cooking capacity.

GUIDE TO MODEL NUMBERS

	Underfloor IR Burner	Left Side Radiant Flame	Right Side Radiant Flame	Decorative Flame (-DF)	Wood Required	Combination	Natural Gas	Liquid Propane
WS-FD-6045-RFG-L-IR	X	X		-DF			-NG	-LP
WS-FD-6045-RFG-L-IR-W	X	X			X		-NG	-LP
WS-FD-6045-RFG-R-IR	X		X	-DF			-NG	-LP
WS-FD-6045-RFG-R-IR-W	X		X		X		-NG	-LP
WS-FD-6045-W-IR	X				X		-NG	LP
WS-FD-6045-W					X			

FIRE DECK 6045 STONE HEARTH OVEN



Job Name	
Model	WS-FD-6045
Item#	

The Fire Deck 6045 oven features a door opening 34 inches wide x 9.75 inches high, complemented by a glass heat shield and stainless steel mantle. The cooking area is 42 inches wide x 31 inches deep, resulting in a 9-square-foot cooking surface. A tensioned steel exoskeleton surrounding the hearth and dome perimeter ensures structural integrity and longevity. Wrapped in spun ceramic fiber insulation and requiring only a 1-inch side clearance to combustibles, the monolithic 4-inch thick cast-ceramic hearth and monolithic 4-inch thick dome rest on a black painted steel stand. The oven body front is finished with stainless steel; galvanized steel is used for the top, back and sides. The oven arrives completely assembled, ETL Listed, ready to install and is made in the USA. A set of optional rigging casters is available to aid in the initial installation. Information about custom finishes, tools and accessories can be found online at: woodstone-corp.com.

FUEL CONFIGURATIONS

GAS-FIRED ONLY: Configured to burn either natural gas (NG) or liquid propane (LP).*

RADIANT FLAME + UNDERFLOOR IR (RFG-IR):

Heated by an adjustable radiant flame located on one side of the cooking chamber, along with a thermostatically controlled infrared burner which is mounted under the oven deck to ensure high production capacity. Flame side must be specified at time of order.

DECORATIVE FLAME (-DF): Provides an additional 15,000 BTU/hr flame at rear of cooking chamber for show.

Note: Option will reduce available hearth capacity.

WOOD-FIRED (W): Wood-fired only.

WOOD WITH GAS ASSIST (W-IR): This wood-fired model is assisted by the additional BTU/hr of an Underfloor IR burner.

Note: A wood fire is required with this configuration.

COMBINATION (-W): Allows optional wood burning for ovens with gas burner configurations. **Note:** Adding wood to an oven with an RFG burner will reduce available hearth capacity.

*Gas type must be specified at time of order.



t. 360.650.1111
tf. 800.988.8103
f. 360.650.1166

Wood Stone Corporation
1801 W. Bakerview Rd.
Bellingham, WA 98226 USA
info@woodstone-corp.com
woodstone-corp.com

REVISED: SUMMER 2015

An ongoing program of product improvement may require us to change specifications without notice.





FIRE DECK 6045

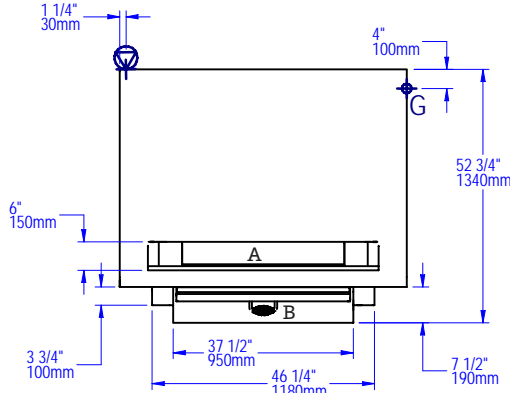
STONE HEARTH OVEN • WS-FD-6045

VERY IMPORTANT!!

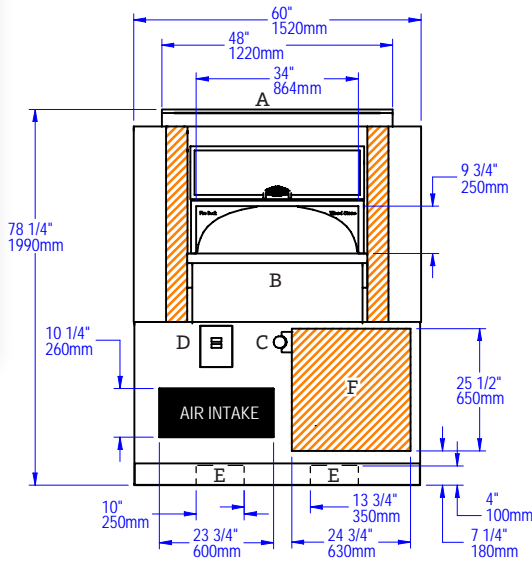
This oven is available in a left or right side burner configuration. Gas connections will be on the side of the oven as the radiant flame. Right side flame shown below. Electrical connections are always on the left.

A	Flue Collar
B	Mantle
C	Flame Height Control Knob
D	Digital Controller
E	Forklift Here
	Electrical Connection (accessible from inside or outside)
F	Service Panel or Optional Storage Box
	Gas Connection
	Must Be Left Removable for Service
	AIR INTAKE: Do Not Facade or Cover Over

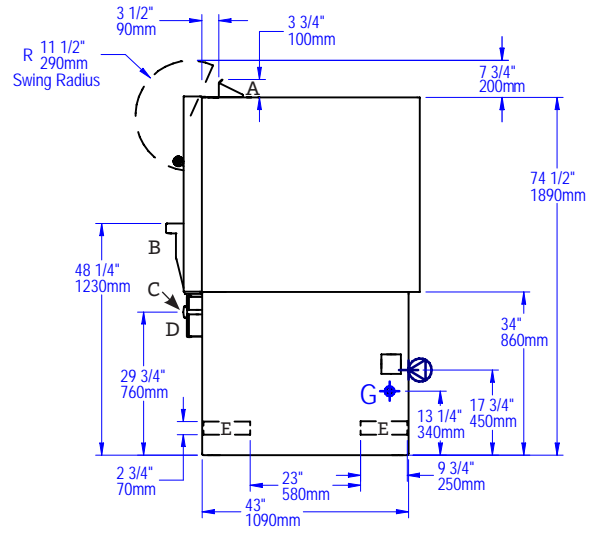
PLAN VIEW



FRONT VIEW



SIDE VIEW



UTILITIES SPECIFICATIONS

GAS

Gas-Fired Only and Combination

¾ inch gas inlet (FNPT)
160,000 BTU/hr - Natural Gas (NG)
OR
160,000 BTU/hr - Propane (LP)

BTU/hr Output Per Burner

	115,000 NG	110,000 LP
Radiant Flame Burner		
IR Burner	45,000 NG	50,000 LP
Decorative Flame Adds	15,000 NG	15,000 LP

ELECTRICAL

Gas-Fired Only and Combination

120 VAC, 1.1 A, 50/60 Hz
Connection is on the left as shown.

IMPORTANT: Models with -W in the model number must be vented as a solid fuel appliance.

VENTING INFORMATION

The Fire Deck 6045 must be vented using a Listed Type 1 exhaust hood, or a hood constructed and installed in accordance with NFPA 96 and all relevant local and national codes. The oven must be vented in accordance with all relevant local and national codes, and in a manner acceptable to the authority having jurisdiction.

Ship Weight: 3,200 lbs / 1,451 kg

REVISED: SUMMER 2015

An ongoing program of product improvement may require us to change specifications without notice.



Intertek
ANSI Z83.11b-2009
CSA 1.8b-2009



Intertek
ANSI/NSF STD 4

t. 360.650.1111
tf. 800.988.8103
f. 360.650.1166

Wood Stone Corporation
1801 W. Bakerview Rd.
Bellingham, WA 98226 USA
info@woodstone-corp.com
woodstone-corp.com

