

G-Series Accessory Kits

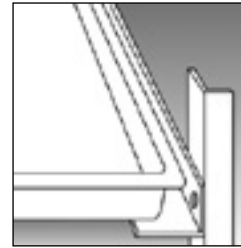
All G-Series accessory kits are pre-packaged for easy installation at the job site.

Tray Slides

Spacing

#1 Tray Slides - Standard 16 ga. Stainless Steel Angle Type For Bottom Support Of: (1) 18 x 26" Pan or (2) 14 x 18" Pans	2"	3"	4"	5"
Behind full height door-all models	28	19	14	11
Behind upper half height door-all models	13	9	7	5
Behind lower half height door-all models	13	9	7	5
#1 Tray Slides - EZ-Change Interior	2"	4"		
Behind full height door-all models	26	13		
Behind half height door-all models	12	6		

#1 Tray Slides Standard

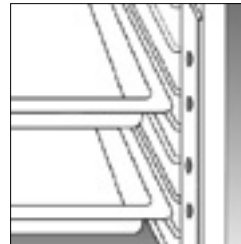


#1 Tray Slides EZ-Change



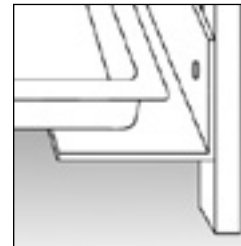
#4 Tray Slides - Standard Plated Steel Rod Type Of Rim Support Of: (1) 18 x 26" Pan (one pair #4 Tray Slides Accommodates one half section)	1 1/2"
Behind full height door-all models	38
Behind upper half height door-all models	18
Behind lower half height door-all models	18

#4 Tray Slides Standard



Universal Tray Slides - Standard* 16 ga. Stainless Steel Angle Type For Bottom Support Of: (1) 18 x 26" Pan or (2) 14 x 18" Pans or (2) 12 x 20" Pans (heated cabinets decrease quantity by 1, not available for two section models)	4"	5"	6"
Behind full height door-all models	14	11	9
Behind upper half height door-all models	6	5	4
Behind lower half height door-all models	7	5	4
Universal Tray Slides - EZ-Change Interior*	2 1/4"	4 1/2"	
Behind full height door-all models	22	11	
Behind half height door-all models	11	5	
Heavy-Duty Universal Tray Slides - EZ-Change Interior*	4 1/2"	9"	
Behind full height door-all models	11	5	
Behind half height door-all models	5	2	

Universal Tray Slides Standard



Universal Tray Slides EZ-Change



Heavy-Duty Universal Tray Slides EZ-Change



Shelves

Capacity	Std.	Max.
Behind full height door mounted on standard shelf pins	3	9
Behind half height doors mounted on standard shelf pins	3	8
Behind full height door mounted on optional pilasters	3	13 (4" spacing)
Behind half height doors mounted on optional pilasters	3	12 (4" spacing)

NOTES:

- The above quantities reflect those possible with G-Series units built after December 2006. For maximum tray slide and shelf quantities possible for models built prior to that date please contact the factory.
- The above quantities represent the maximum amount of tray slides recommended by Traulsen to achieve best air circulation and refrigeration performance.
- Optional tray slides are not available for Compact Undercounter, Compact Prep Tables and Spacesaver models
- EZ-Change Interior Universal Tray Slides max weight 75 lbs. EZ-Change Heavy Duty Universal Tray Slides max weight 125 lbs.*
- Universal Tray Slides are not available for two section heated cabinets.*



TRAUlsen
4401 BLUE MOUND RD.
PHONE 1 (800) 825-8220
Website: www.traulsen.com

FT. WORTH, TX 76106
FAX-MKTG. 1 (817) 624-4302

G-Series Accessory Kits

NOTE: Each kit includes all necessary mounting hardware except where noted. All G-Series accessory kits are pre-packaged for easy installation at the job site.

One Section Models

<p>G1ACC-TK1 8 Pairs #1 Tray Slides</p> <p>G1ACC-TK2 2 Pairs #4 Tray Slides</p> <p>G1ACC-TK4 7 Pairs Universal Tray Slides</p> <p>G1ACC-SHLF1 3 Epoxy Coated Shelves on Pins</p> <p>G1ACC-SHLF2 3 Epoxy Coated Shelves on Pilasters</p> <p>G1ACC-SHLF3 3 Plated Shelves on Pins</p> <p>G1ACC-SHLF4 3 Plated Shelves on Pilasters</p>
--

Two Section Models

(left)	(right)
<p>G23ACC-TK1LR 8 Pairs #1 Tray Slides</p> <p>G23ACC-TK2LR 2 Pairs #4 Tray Slides</p> <p>G23ACC-TK4LR* 7 Pairs Universal Tray Slides</p> <p>G23ACC-SHLF1 3 Epoxy Coated Shelves on Pins</p> <p>G23ACC-SHLF2 3 Epoxy Coated Shelves on Pilasters</p> <p>G23ACC-SHLF3 3 Plated Shelves on Pins</p> <p>G23ACC-SHLF4 3 Plated Shelves on Pilasters</p>	<p>G23ACC-TK1LR 8 Pairs #1 Tray Slides</p> <p>G23ACC-TK2LR 2 Pairs #4 Tray Slides</p> <p>G23ACC-TK4LR* 7 Pairs Universal Tray Slides</p> <p>G23ACC-SHLF5 3 Epoxy Coated Shelves on Pins</p> <p>G23ACC-SHLF6 3 Epoxy Coated Shelves on Pilasters</p> <p>G23ACC-SHLF7 3 Plated Shelves on Pins</p> <p>G23ACC-SHLF8 3 Plated Shelves on Pilasters</p>

Three Section Models

(left)	(center)	(right)
<p>G23ACC-TK1LR 8 Pairs #1 Tray Slides</p> <p>G23ACC-TK2LR 2 Pairs #4 Tray Slides</p> <p>G23ACC-TK4LR 7 Pairs Universal Tray Slides</p> <p>G23ACC-SHLF1 3 Epoxy Coated Shelves on Pins</p> <p>G23ACC-SHLF2 3 Epoxy Coated Shelves on Pilasters</p> <p>G23ACC-SHLF3 3 Plated Shelves on Pins</p> <p>G23ACC-SHLF4 3 Plated Shelves on Pilasters</p>	<p>G3ACC-TK1C 8 Pairs #1 Tray Slides</p> <p>G3ACC-TK2C 2 Pairs #4 Tray Slides</p> <p>G3ACC-TK4C 7 Pairs Universal Tray Slides</p> <p>G3ACC-SHLF5 3 Epoxy Coated Shelves on Pins</p> <p>G3ACC-SHLF6 3 Epoxy Coated Shelves on Pilasters</p> <p>G3ACC-SHLF7 3 Plated Shelves on Pins</p> <p>G3ACC-SHLF8 3 Plated Shelves on Pilasters</p>	<p>G23ACC-TK1LR 8 Pairs #1 Tray Slides</p> <p>G23ACC-TK2LR 2 Pairs #4 Tray Slides</p> <p>G23ACC-TK4LR 7 Pairs Universal Tray Slides</p> <p>G23ACC-SHLF9 3 Epoxy Coated Shelves on Pins</p> <p>G23ACC-SHLF10 3 Epoxy Coated Shelves on Pilasters</p> <p>G23ACC-SHLF11 3 Plated Shelves on Pins</p> <p>G23ACC-SHLF12 3 Plated Shelves on Pilasters</p>

EZ-Change Kits

	One & Three Section (center only) Models
G13ACC-1EZ	4 Pairs #1 Tray Slides with Pilasters
G13ACC-UEZ	3 Pairs Universal with Pilasters
G13ACC-HDUEZ	3 Pairs Heavy Duty Universal with Pilasters
	Two & Three Section Models (left & right only)
G23ACC-1EZ	4 Pairs #1 Tray Slides with Pilasters
G23ACC-UEZ	3 Pairs Universal with Pilasters*
G23ACC-HDUEZ	3 Pairs Heavy Duty Universal with Pilasters*
	Other Accessory Kits
GSACC-1EZ	1 Pair #1 EZ Tray Slides
GSACC-UEZ	1 Pair Universal EZ Tray Slides*
GSACC-HDUEZ	1 Pair Heavy Duty Universal EZ Tray Slides*

Additional Shelves, Tray Slides & Supports

(mounting hardware not included)

	One Section Models
G1ACC-SHLF5	1 Epoxy Coated Shelf with Pins & Clips
G1ACC-SHLF6	1 Plated Shelf with Pins & Clips
	Two & Three Section Models (left & right section only)
G23ACC-SHLF9	1 Epoxy Coated Shelf with Pins & Clips for Left Section
G23ACC-SHLF10	1 Plated Shelf with Pins & Clips for Left Section
G23ACC-SHLF11	1 Epoxy Coated Shelf with Pins & Clips for Right Section
G23ACC-SHLF12	1 Plated Shelf with Pins & Clips for Right Section
	Three Section Models (center only)
G3ACC-SHLF15	1 Epoxy Coated Shelf with Pins & Clips for Center Section
G3ACC-SHLF16	1 Plated Shelf with Pins & Clips for CenterSection
	Other Accessory Kits
GSACC-#1TS	1 Pair #1 Type Tray Slides
GSACC-#4TS	1 Pair #4 Type Tray Slides
GSACC-UVTS	1 Pair Universal Type Tray Slides
GSACC-PLSTS	Mounting Hardware for Shelves on Pilasters & Clips**
GSACC-LEGS	Set of Four 6" High Legs
GSACC-CK3	Set of Four 4-5/8" High Casters

NOTES:

1. Includes the mounting hardware only to allow the use of the existing shelving to replace the standard shelf pin arrangement of any model/section G-Series unit to have pilasters and clips instead.**
2. Universal tray slides are excluded from two section heated cabinets.*

Continued product development may necessitate specification changes without notice. Part No. TR35872 (REV. 08-25-14)

TRAUlsen
4401 BLUE MOUND RD.
PHONE 1 (800) 825-8220
Website: www.traulsen.com

FT. WORTH, TX 76106
FAX-MKTG. 1 (817) 624-4302

