



F15 Servview

Mirrored Self-Contained Refrigerated Display Cases

Project _____
Item _____
Quantity _____
CSI Section 11400
Approved _____
Date _____

Models

- F15MC48DV 48" self-contained refrigerated mirrored back display with refrigerated base
- F15MC60DV 60" self-contained refrigerated mirrored back display with refrigerated base
- F15MC72DV 72" self-contained refrigerated mirrored back display with refrigerated base



F15MC48DV

Standard Features

- Display exterior sides are made of 18-gauge stainless steel
- High density foamreinforced ABS plastic interior sides with molded shelf supports
- (3) adjustable epoxy coated wire shelves
- On/Off/Motion switch for display section lights standard with proximity sensor
- Top mount coil with multiple fans circulating the air throughout the cabinet
- Display section runs off a electronic temperature control
- Sliding and removable self-closing 0.50" thick argon filled, low-E, warm edge insert, thermopane glass doors with left and right vertical gasket

BASE

- Standard heavy duty units have unfinished base ends
- Base top is constructed of 16-gauge stainless steel
- High density environmentally friendly, Kyoto Protocol Compliant, Non ODP (Ozone Depletion Potential), Non GWP (Global Warming Potential) polyurethane foam throughout unit
- Refrigerated base fronts are made of 0.095" thick ABS plastic backed by rigid polyurethane water blown injection molded frames (NO WOOD)
- Epoxy coated shelf for each door
- Exterior door fronts are stainless steel with ABS

- plastic liner
- Snap-in dart style vinyl magnetic gasket
- Door handles are recessed black plastic and held in with a positive lock system
- 14-gauge leg rails that run the entire length of the unit
- 6.12" adjustable full stainless steel legs and bullet feet
- Base interior cabinet is cooled with mullion style coated blower coil(s)
- Environmentally friendly HFC-404A refrigerant
- One year parts and 90 day labor standard warranty

Options & Accessories

- Stainless steel back
 - Stainless steel end
 - Laminate facing
 - Laminate back
 - Laminate end
 - 220 volt/50 cycle*
 - Adjustable height casters
 - Remote refrigeration (units must be hard wired in the field)
 - Narrow depth display cabinet
 - Additional shelves (36", 48", 60" & 72")
 - Celsius readout for electronic control
- *Inclusion of these options will alter the electrical specifications of unit*

Specifications

Top is constructed of 16-gauge stainless steel, with integral front nosing and 90° turn down at rear. Interior sub-top is made of ABS plastic and 2.00" die foam is laminated between the interior and exterior top.

Refrigerated base interior back and bottom is constructed of a 22-gauge 2BF stainless steel. Exterior sides, bottom and back are made of 22 gauge galvanized steel. Interior sides are made of ABS plastic. The base is injected with 2.00" of high density environmentally friendly, Kyoto Protocol Compliant, Non ODP (Ozone Depletion Potential), Non GWP (Global Warming Potential) polyurethane foam between the exterior and interior. Refrigerated base fronts are made of 0.095" thick ABS thermoformed plastic and backed up by ridged polyurethane water blown injection molded frames. The frames are an excellent thermo-break and superior structural material for fastening doors and drawers. Unit is furnished with one epoxy coated shelf for each door. Exterior machine compartment side is constructed with 18-gauge galvanized steel.

Exterior door fronts are made of 22-gauge stainless steel; and has an interior made of ABS plastic with formed in channels to house the snap-in dart style vinyl magnetic gasket. Each door front is injected with 1.87" of high density polyurethane foam between the exterior and interior. Handles are recessed black plastic and held in with a positive lock system.

Display section exterior sides are made of 18-gauge stainless steel. Exterior display section top to be 22-gauge galvanized metal. Interior sides are made of High density foam reinforced 0.095" thick ABS plastic with molded shelf supports. The interior bottom is constructed with stainless steel for long lasting durability. Display section is fully insulated with high density polyurethane foam between the interior and exterior. Three adjustable epoxy coated wire shelves are provided for the display section. Unit comes standard with proximity sensor in center of display section front. A 3-way on/off/motion switch for

display section lights is located at the right end of the front facing above the display section doors.

Display case refrigeration system consists of a full-length top mounted coil with multiple fans circulating the air throughout the cabinet utilizing a electronic temperature control. An ABS plastic drip pan is placed below the coil with a clear drain hose for running the condensation to the lower base mechanical section.

Front of the display section is equipped with two sliding and removable self-closing 0.50" thick argon filled, low-e glass doors with a warm edge spacer. The vertical outsides of each door tuck into an extruded channel running vertically up each side. Front nosing to be stainless steel.

Unit is supported with two 14-gauge leg rails that run the entire length of the unit. Leg rails are welded to the bottom side of the unit and are tied together with two 12-gauge braces running front to back. Caster/leg boxes are welded inside the leg rail and 6.12" adjustable tapered legs are mounted as standard with (4) 5/16" bolts.

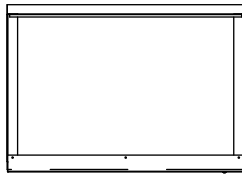
Self-contained models have a pre-wired condensing unit housed in a machine compartment, standard on right, with an easy removable lower panel for quick access. Machine compartment also is supplied with an 8' cord and plug and electrical junction box.

Base interior cabinet is cooled with mullion style coated blower coil(s) mounted between each door/drawer section for very even air and temperature control. Blower coils encloses refrigeration lines, evaporator coil, expansion valve, electronic temperature control and fans. Interior refrigerated base cabinet and display section to maintain 36°F to 40°F temperatures at 100°F ambient room temperature.

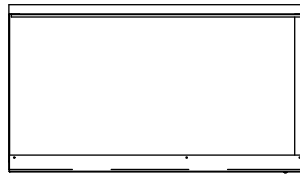
Back has 2" thick panel, constructed on 22-gauge stainless steel interior, 2" of high-density polyurethane foam and 22-gauge galvanized steel exterior. Interior of back panel has (2) angled glass mirrors.



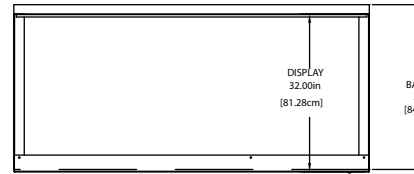
F15 Servview



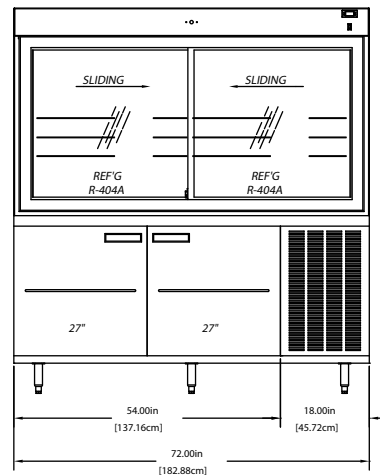
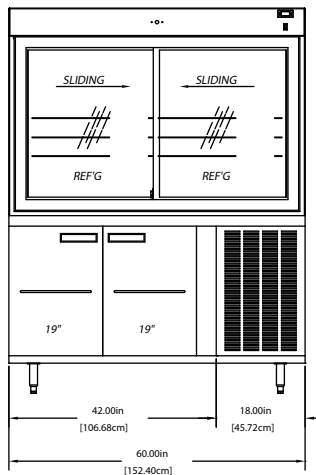
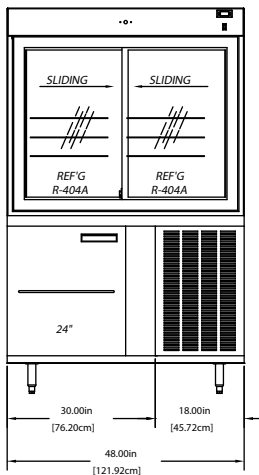
F15MC48DV



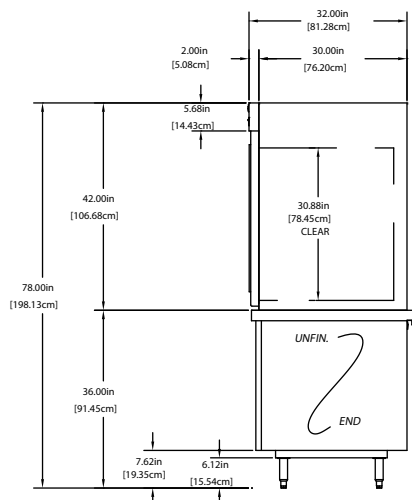
F15MC60DV



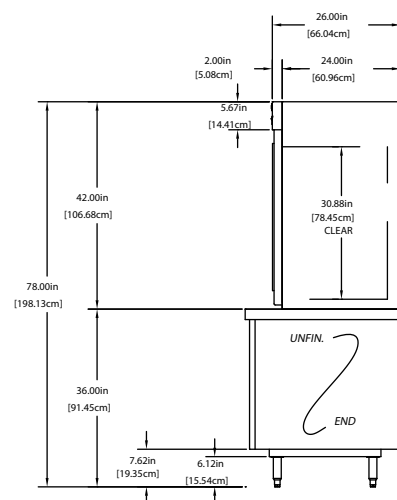
F15MC72DV



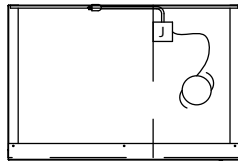
MCD/MRD



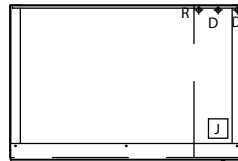
MCN/MRN



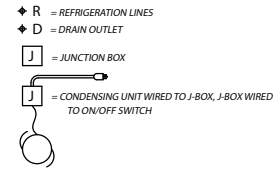
Mechanical Data



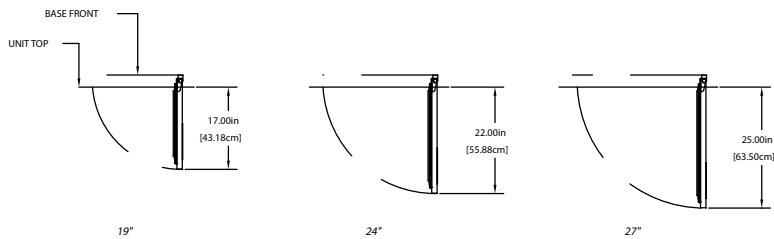
SELF CONTAINED



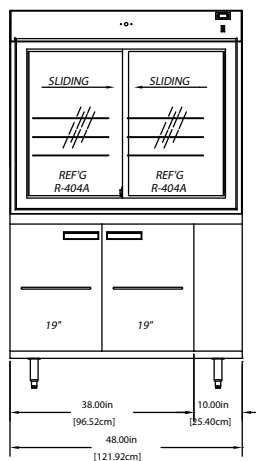
REMOTE



Door Swing



Remote Appearance



INSTALLATION NOTE:

Unobstructed airflow must be maintained to insure unit performance and maintain warranty.

F15 Servview

Specifications

Model	Shelf Area	Volume	Base Volume	H.P.	V/Hz/Ph	Amps	Nema Plug	Ship Weight
F15MC48DV	19.6	22.3	9.15	3/4	115/60/1	16	5-20P	759lbs/344kg
F15MC60DV	25	28.4	12.13	3/4	115/60/1	16	5-20P	949lbs/430kg
F15MC72DV	30.5	34.6	18.04	3/4	115/60/1	16	5-20P	1110lbs/503kg

Mirrored Self-Contained Refrigerated Display Cases

F15 Servview

Welbilt reserves the right to make changes to the design or specifications without prior notice.

980 S. Isabella Rd.
Mt. Pleasant, Michigan 48858

Phone: 800-733-8948 or 989-773-7981
Fax: 800-669-0619
www.delfield.com

Printed in the U.S.A.
6267_DEL_F15MCDV
03/17

