



# BEVERAGE-AIR

Project: _____	AIA#
Item: _____	
Location: _____	SIS#
Approved: _____	

## SM SCHOOL MILK COOLERS

### SM58N Single Access, Cold Wall

**MODELS:**  
**SM58N-W**



**SM58N-W**

**3 Year Parts/Labor Warranty**  
**Additional 2 Year Compressor Warranty**

### CABINET CONSTRUCTION

- White coated steel exterior
- Interior is galvanized steel with stainless steel floor for maximum milk crate support.
- Lids, doors, adjustable hinges and door latches made from stainless steel are standard on all units
- Full electronic Control
- Heavy-duty epoxy coated steel wire floor racks standard
- Floor drain is centrally located for easy cleaning, connecting to drain hose with hose adapter
- Flexible compression door gaskets ensure tight seal
- Self-latching doors/lids with safety bumpers
- Exterior thermometer
- Cylinder lock
- 4" Heavy-duty plate casters (2 with locks)
- Maintains continuous milk temperature between 36° - 38°F

### OPTIONS & ACCESSORIES

- Stainless steel interior
- Stainless steel exterior
- Wrap around & corner bumpers
- Graphics

### REFRIGERATION SYSTEM

- Refrigeration system uses R404A refrigerant to comply with all environmental concerns
- Automatic, non-electric defrost
- Epoxy coated evaporator coil

**SM58N Single Access, Cold Wall : School Milk Series**



3779 Champion Blvd., Winston-Salem, NC 27105  
1-888-845-9800 Fax: 1-336-245-6453  
Beverage-Air.com sales@bevair.com



# BEVERAGE-AIR

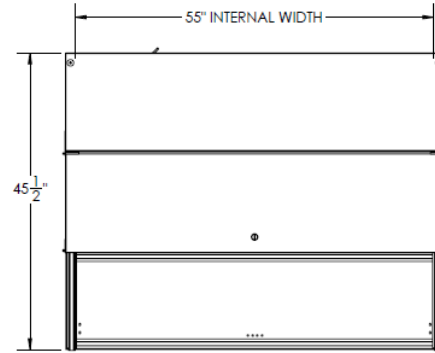
## SM Series—School Milk Cooler

Models: SM58N-1-W

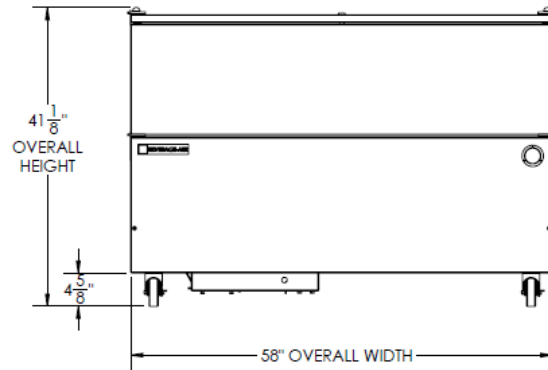
MODEL	SM58HC-1-W
<b>EXTERNAL DIMENSIONAL DATA</b>	
Width Overall	58"
Depth Overall	30 5/8"
Height Overall with 4" Casters	41 1/8"
Number of Lids/Doors	2
<b>INTERNAL DIMENSIONAL DATA</b>	
NET Capacity (cubic ft.)	24
Internal Width Overall (in)	55"
Internal Depth Overall (in)	27"
Internal Height Overall (in)	25 3/4"
<b>CASE CAPACITIES</b>	
13" x 13" x 11"	16
19" x 13" x 11"	10
<b>ELECTRICAL DATA</b>	
Full Load Amperes 115/60/1	7.5
<b>REFRIGERATION DATA</b>	
Horsepower	1/3
<b>WEIGHT DATA</b>	
Gross Weight (Crated lbs)	376 lbs
Height - Crated	47"
Width - Crated	61"
Depth - Crated	34"

Note: Unit is not meant for overnight storage.

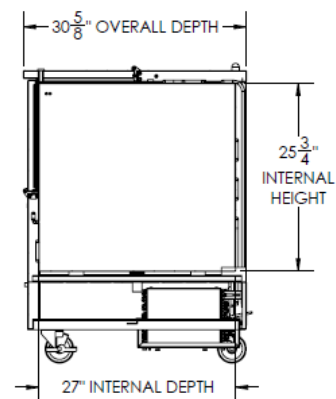
### Model Views



### Plan View



### Elevation View



### Side View

### ELECTRICAL CONNECTION



115/60/1  
NEMA-5-15P

Units pre-wired at factory and include 8' long cord and plug set.



an Ali Group Company



The Spirit of Excellence

3779 Champion Blvd., Winston-Salem, NC 27105  
1-888-845-9800 Fax: 1-336-245-6453  
Beverage-Air.com sales@bevair.com